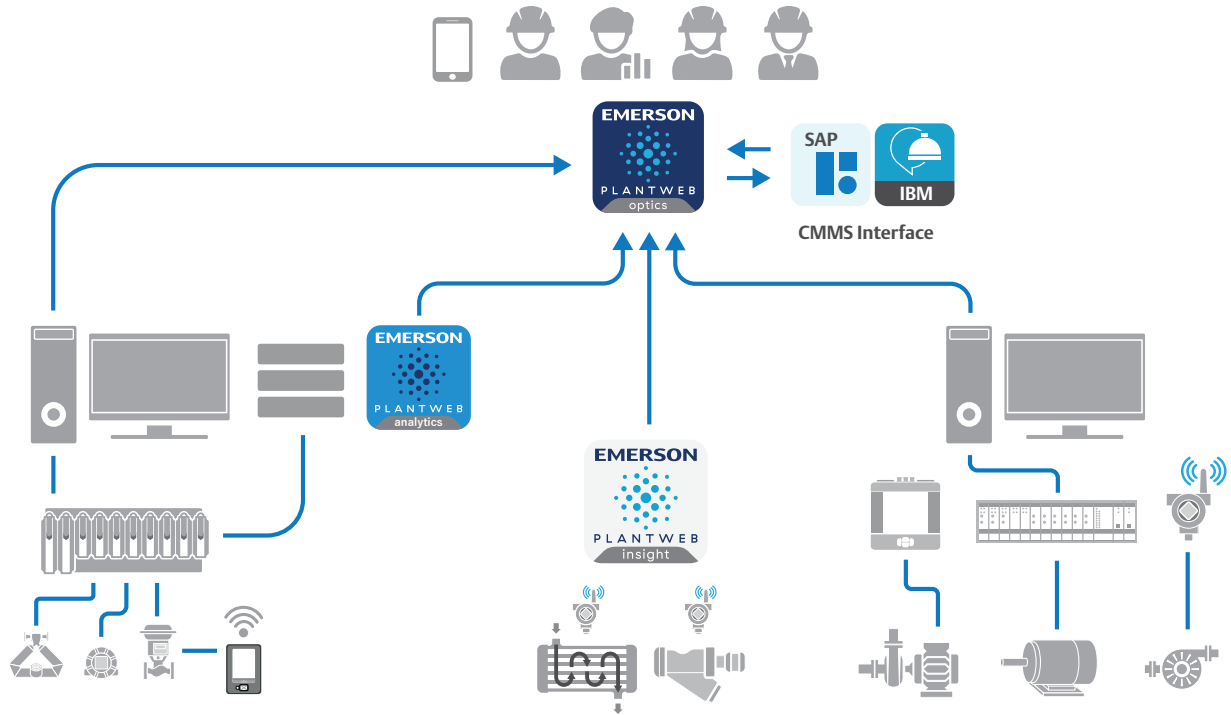


Plantweb Optics CMMS Interface



Plantweb Optics connects assets directly to CMMS to drive corrective actions.

- Create notifications directly from alerts from anywhere
- Connect assets directly to SAP and IBM Maximo CMMS
- Drive proactive operations through an integrated workflow
- Automatically generate work notifications for your most critical assets

Solution Overview

Become more proactive in your facility by reducing the hours experts spend creating CMMS notifications every week. By saving the time spent generating work notifications, experts can spend their valuable time focused on more productive activities. The most valuable opportunities to reduce the time spent creating CMMS notifications include:

Proper Identification of Root Cause – When the root cause is mis-identified, unnecessary work notifications are created. By using Plantweb Optics asset performance platform to centralize asset data, the root cause of a problem can be more easily identified. This allows users to create the right work orders to drive corrective action and eliminate wasteful work.

Connecting Data Sources Directly – By connecting underlying applications directly to your CMMS, alerts can be turned directly into work notifications. This eliminates the manual process of converting insights from analytic or monitoring applications asset by asset into your CMMS.

Providing Mobility – Some asset health statuses may not trigger an alert, such as observing a leak in the facility. If a leak is observed out in the facility, employees need to be able to create a work notification on the spot. Providing the ability to create work notifications directly from a tablet or mobile device reduces the steps required to start corrective actions.

Prevent Duplicate CMMS entries – Multiple plant personnel, usually working in different shifts, can create multiple work notifications for the same issue. This occurs because of limited collaboration across the plant. With Plantweb Optics, plant personnel can easily collaborate and reduce wasteful effort of creating multiple work notifications. In addition, the CMMS interface has logic to prevent duplicate work notifications from being created. Duplicate entries get created when there is limited visibility to quickly see the existing work orders.

Plantweb Optics CMMS Interface

The Plantweb Optics CMMS interface allows users to connect Plantweb Optics directly to SAP and IBM Maximo CMMS.

Assets are mapped between CMMS and Plantweb Optics, so users can create CMMS notifications directly from analytics or monitoring alerts. This proactively drives corrective actions before process upsets occur in the facility.

Plantweb Optics asset performance platform centralizes data to provide a holistic view of the work orders being created to drive action. With the mobile solution, users can create CMMS work notifications from anywhere and see the status of existing notifications. The ability to see open and completed notifications reduces the chance of a duplicate entry and helps identify bad actors throughout facility.

The screenshot displays the Plantweb Optics CMMS interface for asset PT101 (3051S Distillation Column). The interface includes a navigation bar with options: Health, Properties, Latest Values, Messages (1), CMMSRequests (selected), and Events. A notification summary shows 3 alerts, 0 messages, and 1 event. The main content area lists three work notifications:

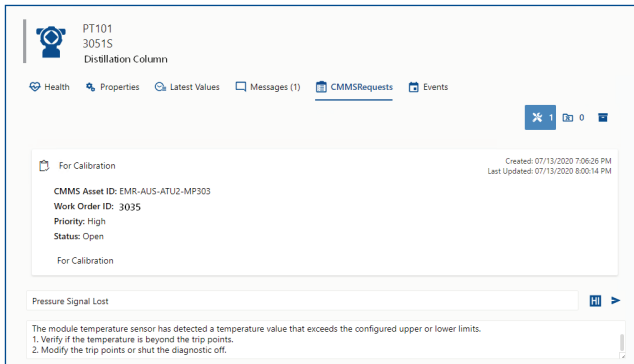
Notification	Created	Last Updated
Routine Inspection	07/13/2020 8:16:25 PM	-
Pressure Signal Lost	07/13/2020 8:15:56 PM	-
For Calibration	07/13/2020 7:06:26 PM	07/13/2020 8:00:14 PM

Create Work Notifications Proactively

Each notification created in Plantweb Optics is mapped to the equivalent CMMS asset. Once the notification is generated by Plantweb Optics, SAP or Maximo provides the work order number users can easily reference the status of a work order.

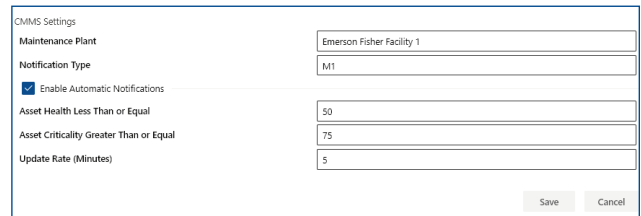
Work notifications can be created two ways in Plantweb Optics:

- User Generated Notifications** – These notifications are created manually by a Plantweb Optics user from either the desktop or mobile application. When creating a new work notification, Plantweb Optics will automatically populate relevant asset information, such as the asset name and description, reducing manual input. The user can either manually title the subject, or use the auto-populated title if the notification is generated from an alert. Finally, the user selects the priority and can add to the auto-populated description.



New work notifications can be created from alerts or observations.

- Automatically Generated Notifications** – Users can set rules to automatically create notifications into their CMMS based on asset health and asset priority. This decreases time to act on unhealthy assets and eliminates all manual work for creating notifications. Users set criticality for their assets and choose the asset health score that will trigger an automatic notification.



Plantweb Optics automatic CMMS notification criteria.

Once the work is completed, a completed status will be received by Plantweb Optics. The work history is grouped and stored by asset, so you can quickly and easily reference all prior work completed, historical data and all prior messages related to that asset.

The workflow process below shows the complete process from:

- Identifying an unhealthy asset
- Creating a work notification
- Managing the work in CMMS
- Monitoring the status in Plantweb Optics
- Closing the notification in CMMS and seeing the asset return to a healthy state

This workflow process closes the loop by easily identifying your unhealthy assets and quickly driving corrective actions.

Workflow with CMMS Interface

Step 1

User identifies an asset and describes the issue

OR

Notifacations are automatically created when an asset above defined priority goes below a defined health score

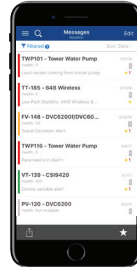
Collaboration



Step 2

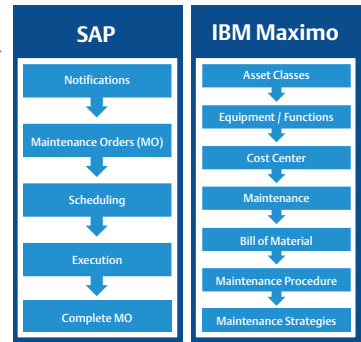
Notification is sent to SAP / Maximo

Notify SAP

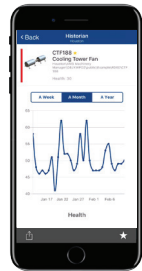


Step 3

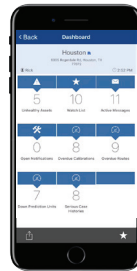
Notification number confirmed to Plantweb Optics from CMMS



Health Information



Plant Dashboard



Step 5

Notification is removed when notification is closed in SAP

Step 4

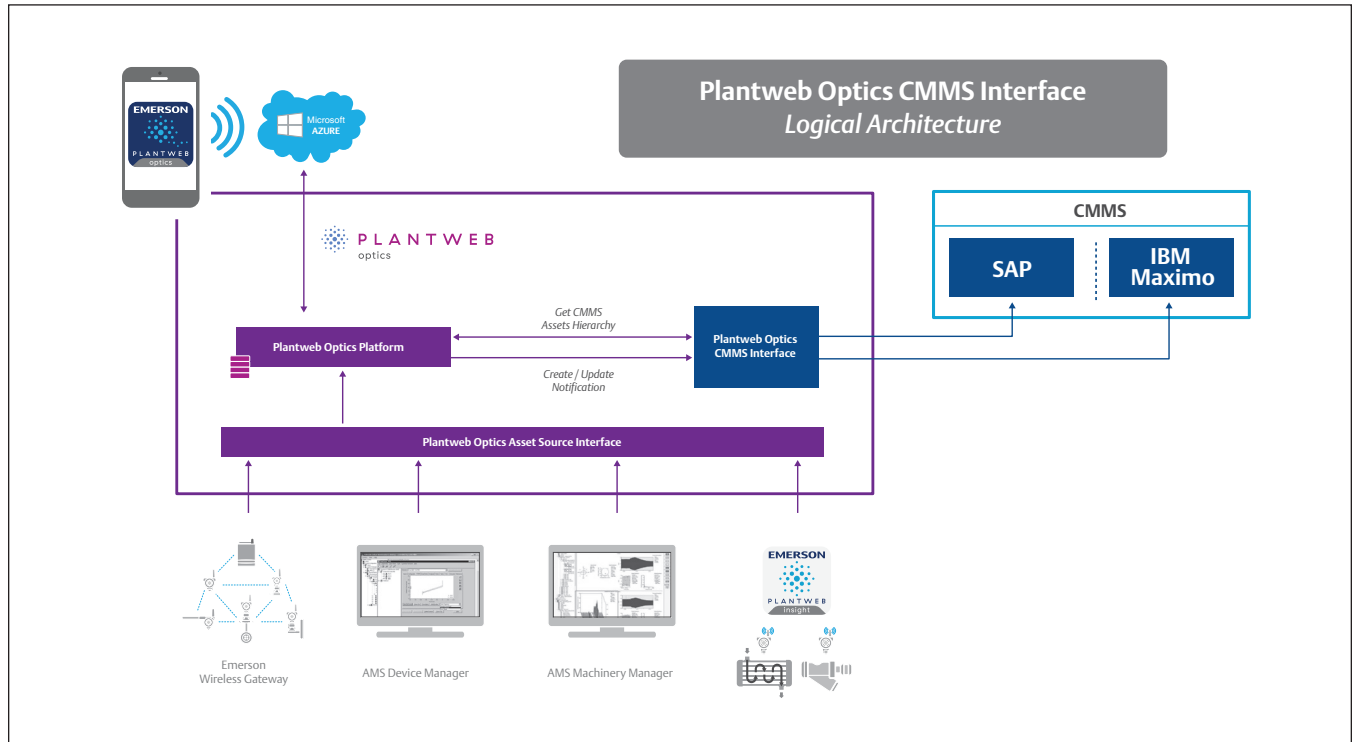
Work order status is monitored in Plantweb Optics

The workflow process with the Plantweb Optics CMMS interface.

Solution Details

Any asset connected to Plantweb Optics can be mapped to SAP or IBM Maximo CMMS. This includes data from AMS Device Manager, AMS Machinery Manager, AMS Machine Works, KNet, DeltaV Insight, AMS Asset Monitor, UE Systems, Plantweb Insight and Emerson Wireless Gateways.

The Plantweb Optics CMMS interface is a separate installation that can be installed either on the Plantweb Optics server or a separate server. Assets mapped between Plantweb Optics and CMMS Plantweb Optics server will be available to create work notifications from both the desktop and mobile applications. Please reference the drawing below for a high level architecture.



Plantweb Optics v1.6	SAP	Maximo Asset Management
Supported Versions	ECC 5/6 and S/4HANA	7.6 w/ Integration Framework

©2020, Emerson. All rights reserved.

The Emerson logo is a trademark and service mark of Emerson Electric Co. All other marks are the property of their respective owners.

The contents of this publication are presented for informational purposes only, and while diligent efforts were made to ensure their accuracy, they are not to be construed as warranties or guarantees, express or implied, regarding the products or services described herein or their use or applicability. All sales are governed by our terms and conditions, which are available on request. We reserve the right to modify or improve the designs or specifications of our products at any time without notice.

Contact Us

🌐 www.emerson.com/contactus